

---

**European Union (EU) Council Directive 2004/108/EC  
Electromagnetic Compatibility (EMC) and FCC Part 15  
Subpart B Class B Test Report for Information  
Technology Equipment**

---

# Sensoray

# 2253S

---

April 18, 2012

Tests Conducted by:

ElectroMagnetic Investigations, LLC

20811 NW Cornell Road, Suite 600, Hillsboro, Oregon 97124, USA  
Tele (503) 466-1160 Fax (503) 466-1170 [support@emicomply.com](mailto:support@emicomply.com)

---

|  |           |
|--|-----------|
| <b>Test Summary Information .....</b>                                | <b>4</b>  |
| Revision History   | 5         |
| Authorizations   | 5         |
| Device Under Test Information  | 7         |
| Device Under Test Selection Justification                            | 8         |
| <br>   |           |
| <b>Emissions Test Report .....</b>                                   | <b>9</b>  |
| <br>   |           |
| <b>Radiated Emissions Information .....</b>                          | <b>10</b> |
| Purpose  | 11        |
| DUT Modifications  | 11        |
| Radiated Emissions Results   | 12        |
| Auxiliary Equipment in measurement area                              | 12        |
| Auxiliary Equipment outside measurement area                         | 12        |
| Cables   | 12        |
| Measurement Bandwidths   | 13        |
| <br>   |           |
| <b>ElectroStatic Discharge (ESD) Information .....</b>               | <b>19</b> |
| Purpose  | 20        |
| DUT Modifications  | 20        |
| ElectroStatic Discharge Results                                      | 21        |
| Auxiliary Equipment in measurement area                              | 21        |
| Auxiliary Equipment outside measurement area                         | 21        |
| Cables   | 21        |
| <br>   |           |
| <b>Radiated Immunity Information .....</b>                           | <b>26</b> |
| Purpose  | 27        |
| DUT Modifications  | 27        |
| Radiated Immunity Results  | 28        |
| Auxiliary Equipment in measurement area                              | 28        |
| Auxiliary Equipment outside measurement area                         | 28        |
| Cables   | 28        |
| Radiated Immunity Data Sheet   | 29        |
| Radiated Immunity Photographs  | 30        |
| <br>   |           |
| <b>Electrical Fast Transients (burst) Immunity Information .....</b> | <b>33</b> |
| Purpose  | 34        |
| DUT Modifications  | 34        |
| Electrical Fast Transient (burst) Immunity Results                   | 35        |
| Auxiliary Equipment in measurement area                              | 35        |
| Auxiliary Equipment outside measurement area                         | 35        |
| Cables   | 35        |
| Electrical Fast Transient (burst) Immunity Data Sheet                | 36        |
| <br>   |           |
| <b>RF Conducted Immunity Information.....</b>                        | <b>39</b> |
| Purpose  | 39        |
| DUT Modifications  | 40        |
| Conducted Immunity Results   | 41        |
| Auxiliary Equipment in measurement area                              | 41        |

---

|   |           |
|---|-----------|
| Auxiliary Equipment outside measurement area  | 41        |
| Cables  | 41        |
| Conducted Immunity Data Sheet                 | 42        |
| Conducted Immunity Photographs                | 43        |
| <b>Appendix A: Performance Criteria .....</b> | <b>47</b> |
| Performance Criteria A                        | 47        |
| Performance Criteria B                        | 47        |
| Performance Criteria C                        | 47        |
| Performance Criteria D                        | 48        |

## Test Summary Information

**Report Number:** SEN20130325  
**Issue Date:** April 18, 2013  
**Test Item:** 2253S  
**Serial Number:** 513194

### Emissions:

| Result | Product Standard  | Test Standard  | Description                              |
|--------|---|--|--|
| Pass   | EN 61000-6-3:2007+A1:2011 (IEC 61000-6-3:2006Ed2+A1:2010)/FCC Part 15 Subpart B Class B | EN55022:2010/CISPR 22Ed6:2008 Class B/FCC Part 15 Subpart B Class B                | Radiated Emissions                       |
| N/A    | EN 61000-6-3:2007+A1:2011 (IEC 61000-6-3:2006Ed2+A1:2010)/FCC Part 15 Subpart B Class B | EN55022:2010/CISPR 22Ed6:2008 Class B/FCC Part 15 Subpart B Class B                | Conducted Emissions                      |
| N/A    | EN61000-3-2:2006 +A1:2009+A2:2009   | EN61000-3-2:2006+A1:2009+A2:2009 Class A/IEC61000-3-2:2005+A1:2008+A2:2009 Class A | Power line Harmonics                     |
| N/A    | EN61000-3-3:2008/IEC 61000-3-3:2008   | EN 61000-3-3:2008/IEC 61000-3-3:2008 Class A                                       | Power line Voltage Fluctuation & Flicker |

### Immunity:

| Result | Product Standard                       | Test Standard   | Description                                    | Performance Criteria | Test Levels  |
|--------|--|---|--|----------------------|--|
| Pass   | EN 61000-6-1:2007 (IEC 61000-6-1:2005) | EN61000-4-2:2008(IEC 61000-4-2:2008Ed.2)                            | Electrostatic Discharge Immunity               | Criteria B           | 4 kV Contact Discharge<br>8 kV Air Discharge                                     |
| Pass   | EN 61000-6-1:2007 (IEC 61000-6-1:2005) | EN61000-4-3:2006+A1:2008+A2:2010(IEC61000-4-3:2006+A1:2007+A2:2010) | RF Field Immunity                              | Criteria A           | 3 V/m, 80-1000 MHz<br>3 V/m, 1.4-2 GHz<br>1 V/m, 2-2.7 GHz                       |
| Pass   | EN 61000-6-1:2007 (IEC 61000-6-1:2005) | EN61000-4-4:2004+A1:2010 (IEC61000-4-4:2004+A1:2010)                | Electrical Fast Transient/Burst (EFT) Immunity | Criteria B           | 1 kV peak  |
| N/A    | EN 61000-6-1:2007 (IEC 61000-6-1:2005) | EN61000-4-4:2006(IEC61000-4-5:2005)                                 | Electrical Slow Transient (Surge) Immunity     | Criteria B           | 1 kV peak – DM<br>2 kV peak - CM   |
| Pass   | EN 61000-6-1:2007 (IEC 61000-6-1:2005) | EN61000-4-6:2009(IEC61000-4-6:2008Ed.3)                             | RF Conducted Immunity                          | Criteria A           | 3 Vrms, 150 kHz to 80 MHz  |
| N/A    | EN 61000-6-1:2007 (IEC 61000-6-1:2005) | EN61000-4-8:2010(IEC 61000-4-8:2009Ed.2)                            | Magnetic Field Immunity                        | Criteria A           | 3 A/m, 50 & 60 Hz  |
| N/A    | EN 61000-6-1:2007 (IEC 61000-6-1:2005) | EN61000-4-11:2004(IEC61000-4-11:2004Ed.2)                           | Voltage Interruption Immunity                  | Various              | 30% dip, 10 mS, Perf. B;<br>60% dip, 100 mS, Perf. B;<br>>95% drop, 5 S, Perf. C |

- The Equipment was tested in the configuration and modes of operation provided by the client. Test levels were specified by the client within the test plan. Any additional tests not reported herein are the responsibility of the client as the overall product compliance is the responsibility of the client
- This report may only be reproduced in its entirety. To reproduce this report in part, specific written permission must be obtained from ElectroMagnetic Investigations.
- Specific test descriptions can be found in the specific individual section of the test report.

**Deviations to the Test Standard**

No Deviations were made to the standard test methods

## Revision History

| Version | Date Issued | Description of Revision                                 |
|---------|-------------|---|
| 01      | 5-20-13     | Added approval signature. Updated basic standard dates. |
|         |             |   |
|         |             |   |

## Authorizations

**FCC:** The 3-meter Semi-Anechoic Chamber and Conducted Emissions facilities are fully described in reports filed with the Federal Communications Commission. Corresponding letters of acceptance are maintained in our files.

**Industry Canada:** Accepted by Industry Canada for performance of radiated emissions measurements.


**European Union (CE):** ElectroMagnetic Investigations, LLC is equipped and capable of performing EMC CE compliance testing to European Union EMC CE requirements for Information Technology Equipment (ITE), Measurement, Control and Laboratory Equipment (MCL), and other equipment.

**American Association of Lab Accreditations (A2LA):** ElectroMagnetic Investigations is accredited to perform the tests contained within this report to the standards listed.




---


**Report Approved By:**

|   |                              |                              |
|---|------------------------------|------------------------------|
| <br>_____<br>Signature | <u>19 April 2012</u><br>Date | <u>Henry Benitez</u><br>Name |
|---|------------------------------|------------------------------|

**Report Written By:**

|   |                              |                               |
|---|------------------------------|-------------------------------|
| <br>_____<br>Signature | <u>18 April 2012</u><br>Date | <u>Jackie Benitez</u><br>Name |
|---|------------------------------|-------------------------------|

**Testing Performed By:**

|   |                              |                             |
|---|------------------------------|-----------------------------|
| <br>_____<br>Signature | <u>05 April 2013</u><br>Date | <u>Ryan Benitez</u><br>Name |
|---|------------------------------|-----------------------------|

|                    |               |               |
|--------------------|---------------|---------------|
| _____<br>Signature | _____<br>Date | _____<br>Name |
|--------------------|---------------|---------------|

|                    |               |               |
|--------------------|---------------|---------------|
| _____<br>Signature | _____<br>Date | _____<br>Name |
|--------------------|---------------|---------------|

---

## Testing requested by:

|                                |                           |
|--------------------------------|---------------------------|
| <b>Company Name:</b>           | Sensoray                  |
| <b>Company Address:</b>        | 7313 SW Tech Center Drive |
| <b>City, State Zip:</b>        | Portland, OR. 97223       |
| <b>Test Requested By:</b>      | Alexander Kostromitin     |
| <b>Model:</b>                  | 2253S                     |
| <b>First Date of Test:</b>     | March 28, 2013            |
| <b>Last Date of Test:</b>      | April 5, 2013             |
| <b>Date Samples Received:</b>  | March 28, 2013            |
| <b>Equipment Design Stage:</b> | Production                |
| <b>Equipment Condition:</b>    | Good                      |

## Device Under Test Information

|  |  |
|--|--|
| <b>Device Under Test</b>               | 2253S  |
| <b>Functional Description of DUT</b>   | Std Definition H.264 Encoder / Decoder                                 |
| <b>I/O Ports</b>                       | Video in, Video out, Audio Line in, Audio Mic in, Audio out, GPIO, USB |
| <b>Clock Frequencies (&gt;9kHz)</b>    | 24 MHz, 27 MHz   |
| <b>Modes of Operation</b>              | Sending and receiving video, audio and GPIO signals                    |
| <b>Operating System</b>                | MS Windows   |
| <b>Exercising Software</b>             | 2253 Demo Application  |
| <b>Power Supply Voltage, Frequency</b> | 5V,USB   |

---

## Device Under Test Selection Justification

- Sensoray certifies that product tested is a representative sample of unit to be sold.

I, Bill Tanner, Jr., representative for Sensoray verify that the product tested is representative of units to be sold.

*Bill Tanner Jr*

---

(Signature)



---

# **Emissions Test Report**

---

## Radiated Emissions Information

The client provided the test modes, configurations, and operational settings for the DUT and any supporting equipment.

The DUT and the AE that is designated to be placed in the measurement area were placed on a non-conducting tabletop 80 cm tall. Each device is placed on the tabletop 10 cm from its neighboring device. The excess cable length was draped off of the rear of the table. If the excess cable fell closer than 40 cm from the ground plane, the cable were bundled in non-inductive bundles of 30-40 cm loops (when possible) to maintain 40 cm in height. The measurement antenna was then placed 3 m from the closest approach of the DUT/AE system. Any AE that had to be placed outside the measurement area was setup either outside of the chamber or under the floor, depending on size and convenience.

The DUT and the AE were operated in the modes specified by the client while the emissions were measured.

To measure the emissions at the frequency range specified in this report, a preliminary scan was performed with a linearly polarized antenna while the turntable was rotated 360 degrees and the antenna mast was raised from 1 meter height to 4 meters in height in both a horizontal polarization and a vertical polarization. Any emissions that were found to be within 6 dB of the specified limit were then maximized to find the level that was recorded.

The maximization process included manual manipulation of the cables, continuous height scanning, and continuous azimuth scanning.

|  |  |
|--|--|
| <b>Device Under Test</b>               | 2253S  |
| <b>Functional Description of DUT</b>   | Std Definition H.264 Encoder / Decoder                                 |
| <b>Serial Number</b>                   | 513194   |
| <b>I/O Ports Populated for test</b>    | Video in, Video out, Audio Line in, Audio Mic in, Audio out, GPIO, USB |
| <b>Clock Frequencies (&gt;9kHz)</b>    | 24 MHz, 27 MHz   |
| <b>Modes of Operation</b>              | Sending and receiving video, audio and GPIO signals                    |
| <b>Operating System (Version)</b>      | MS Windows   |
| <b>Exercising Software (Version)</b>   | 2253 Demo Application  |
| <b>Power Supply Voltage, Frequency</b> | 5V,USB   |
| <b>Frequency Range Tested</b>          | 30 MHz to 1 GHz  |

---

## **Purpose**

The purpose of the testing is to determine if the 2253S is compliant to electromagnetic emission limits as specified by EN 61000-6-3:2007+A1:2011 (IEC 61000-6-3:2006Ed2+A1:2010)/FCC Part 15 Subpart B Class B to support compliance to the European Union EMC Directive 2004/108/EC, FCC Part 15 Subpart B Class B, and other regulations based on this standard.

The radiated emissions test was performed using the parameters above. If any work was done to investigate a worst-case setup, the worst-case setup would be listed. The testing was performed at a facility which meets the requirements set forth by ANSI C63.4, including but not limited to mains impedance, cable bundling, and Volumetric Normalized Site Attenuation. The emissions reported were maximized through a combination of turntable (or azimuth) maximization, tower (or height) maximization, and cable maximization.

## **DUT Modifications**

No modifications were done to the DUT. No EMI suppression was added to the cabling. The DUT was tested as delivered to EMI.

## Radiated Emissions Results

**Test Standards:** EN55022:2010/CISPR 22Ed6:2008 Class B/FCC Part 15 Subpart B Class B

Radiated Emissions: ..... Emissions are within specification limits.

Least Margin: .....3.4 dB at 803 MHz.

Test Measurement uncertainties ( $k=2.05$ ):

Radiated Field strength at 3m measured with:

Chase Bicon (30 MHz – 1 GHz).....  $\pm 5.6$  dB

Sample radiated emissions field strength measurement:

RF Reading from Spectrum Analyzer (dBuV) + Cable Loss Factor (dB) + Antenna Factor (dB) – Pre-Amplifier Amplification (dB) = Final Radiated Emission Level (dBuV/m).

### Auxiliary Equipment in measurement area

| Device  | Manufacturer | Model Number   | Serial Number |
|---|--------------|----------------|---------------|
| Video, audio and GPIO generator, GPIO monitor | Sensoray     | 2253S          | 513157        |
| Video and audio monitor                       | Sony         | PVM-14N6U      | 6009034       |
| Laptop PC                                     | Compaq       | Presario V6000 | CFN630001RP   |

\* Note: This includes all equipment connected to the DUT and located within the measurement area. Emissions from this equipment could increase the emissions measured.

### Auxiliary Equipment outside measurement area

| Device | Manufacturer | Model Number | Serial Number |
|--------|--------------|--------------|---------------|
| N/A    | N/A          | N/A          | N/A           |

\* Note: This includes all equipment isolated from the DUT and the measurement area. Emissions from this equipment will not increase the emissions measured.

### Cables

| Type of Cable | Shield? | Length (m) | Ferrite? | Shipped with Product? | Connection 1 | Connection 2      |
|---------------|---------|------------|----------|-----------------------|--------------|-------------------|
| Video in      | Yes     | 3M         | N/A      | No                    | EUT          | 2253S, Video out  |
| Video out     | Yes     | 3M         | N/A      | No                    | EUT          | Monitor, Video in |
| Audio in      | Yes     | 3M         | N/A      | No                    | EUT          | 2253S, Audio out  |
| Audio out     | Yes     | 3M         | N/A      | No                    | EUT          | Monitor, Audio in |
| Mic           | Yes     | 3M         | N/A      | No                    | EUT          | 2253S, Audio out  |
| GPIO          | Yes     | 3M         | N/A      | No                    | EUT          | 2253S, GPIO       |
| USB           | Yes     | 3M         | N/A      | No                    | EUT          | Laptop            |

---

## Measurement Bandwidths

| Frequency (MHz) | Peak (kHz) | Quasi-Peak (kHz) | Average (kHz) |
|-----------------|------------|------------------|---------------|
| 0.15 – 30       | 9.0        | 9.0              | 9.0           |
| 30 – 1000       | 120        | 120              | 120           |
| >1000           | 1000       | N/A              | 1000          |

# Radiated Emission Plots

## ElectroMagnetic Investigations, LLC

### Radiated Emissions Test Sheet

Revision 08

|                       |             |                        |    |                          |              |
|-----------------------|-------------|------------------------|----|--------------------------|--------------|
| Job Reference Number: | SEN20130325 | Temperature (°F):      | 71 | Device Under Test (DUT): | 2253S        |
| Test Date:            | 28-Mar-2013 | Relative Humidity (%): | 30 | Serial Number:           | 513194       |
| Location:             | Hillsboro   | Barometric Pressure:   | 29 | Test Filename:           | SEN_RE       |
| Profile Version:      | 2.1         | Test Distance (m):     | 3  | Test Operator:           | Ryan Benitez |

|                   |   |
|-------------------|---|
| Product Standard: | EN 61000-6-3:2007+A1:2011 (IEC 61000-6-3:2006Ed2+A1:2010) |
| Test Standard:    | EN55022:2010/CISPR 22Ed6:2008 Class B                     |

|               | Manufacturer | Model Number              | Calibration Due           | Serial Number |                         |
|---------------|--------------|---------------------------|---------------------------|---------------|-------------------------|
| Analyzer:     | 8566         | Hewlett Packard (Agilent) | 8566B & 85650A            | 15-Jun-2017   | 3407A08563 & 3303A01823 |
| Pre-Amp:      | LN1000       | Amplifier Research        | LN1000                    | 12-Dec-2013   | 13993                   |
| Pre-Amp2:     | HF-Preamp    | MiteQ                     | AMF-4D-01001800-34-10P-GS | 19-May-2013   | 1260489                 |
| Antenna:      | Lab Chase    | Chase                     | CBL 6112A                 | 31-Mar-2014   | 2203                    |
| Antenna2:     | Horn         | ETS Lindgren              | 3117                      | 7-May-2015    | S009842                 |
| Pre-Selector: | N/A          | N/A                       | N/A                       | N/A           | N/A                     |
| Site Source:  | EMISS01      | EMI                       | N/A                       | N/A           | SS01                    |

| Run | Description |
|-----|-------------|
| 1   |             |
| 2   |             |
| 3   |             |
| 4   |             |
| 5   |             |
| 6   |             |
| 7   |             |
| 8   |             |
| 9   |             |
| 10  |             |
| 11  |             |
| 12  |             |

Deviations from Standard: None

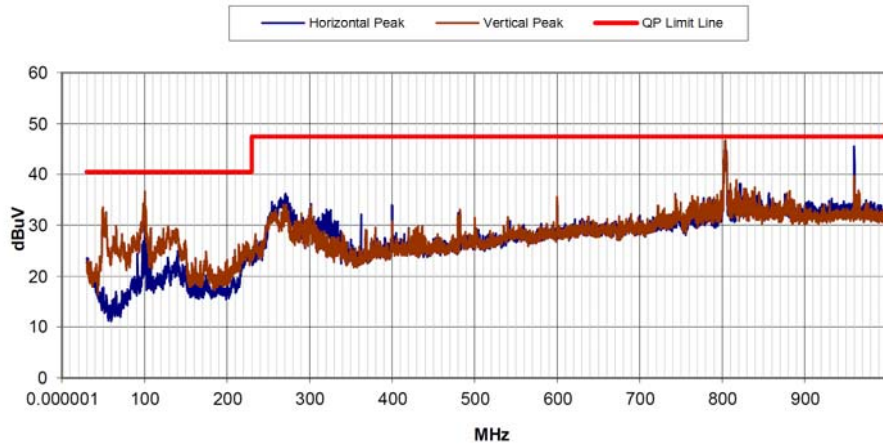


## RADIATED EMISSIONS DATA SHEET

Revision 08  
2/10/2012

|  |                              |
|--|------------------------------|
| Customer: Sensoray   | Job Reference#: SEN20130325  |
| Contact: Alexander (Sasha) Kostromitin                                       | Date: 3/28/2013              |
| DUT: 2253S   | Temperature: 71°F            |
| Serial Number: 513194  | Humidity: 30%                |
| Voltage/Freq: 120 V 60 Hz  | Barometric Pressure: 29 inHg |
| Tested by: Ryan Benitez  | Location: Hillsboro          |
| Product Standards: EN 61000-6-3:2007+A1:2011 (IEC 61000-6-3:2006Ed2+A1:2010) |                              |
| EN55022:2010/CISPR 22Ed6:2008 Class B  |                              |
| Test Standard: CISPR 22 B  |                              |

| TEST RESULTS    | Distance | RUN # |
|-----------------|----------|-------|
| No QP Performed | 3m       | 1     |




| COMMENTS | SIGNATURE |
|----------|-----------|
|----------|-----------|

|                                 |                     |
|---------------------------------|---------------------|
| Monitor and computer on ground; | <i>Ryan Benitez</i> |
|---------------------------------|---------------------|

| Peak Data  |                  |              |                           | Final Data |             |           |              |                           |
|------------|------------------|--------------|---------------------------|------------|-------------|-----------|--------------|---------------------------|
| Freq (MHz) | Amplitude (dBµV) | Limit (dBµV) | Margin (dB) / Orientation | Freq (MHz) | Peak (dBµV) | QP (dBµV) | Limit (dBµV) | Margin (dB) / Orientation |
| 53.474     | 32.512           | 40.46        | 7.948                     | 49.594     | 31.767      | 33.137    | 40.46        | 7.323                     |
| 100.422    | 36.641           | 40.46        | 3.819                     | 100.304    | 35.238      | 27.768    | 40.46        | 12.692                    |
| 101.198    | 31.734           | 40.46        | 8.726                     | 803.931    | 44.952      | 37.012    | 40.46        | 3.448                     |
| 101.974    | 33.027           | 40.46        | 7.433                     | 805.034    | 44.011      | 36.541    | 40.46        | 3.919                     |
| 804.06     | 46.777           | 47.46        | 0.683                     | 960.038    | 45.249      | 31.929    | 40.46        | 8.531                     |
| 805.418    | 44.69            | 47.46        | 2.77                      |            |             |           |              |                           |
| 816.864    | 38.853           | 47.46        | 8.607                     |            |             |           |              |                           |
| 821.52     | 38.072           | 47.46        | 9.388                     |            |             |           |              |                           |
| 822.102    | 38.142           | 47.46        | 9.318                     |            |             |           |              |                           |
| 960.036    | 45.589           | 47.46        | 1.871                     |            |             |           |              |                           |
|            |                  |              |                           |            |             |           |              |                           |
|            |                  |              |                           |            |             |           |              |                           |
|            |                  |              |                           |            |             |           |              |                           |
|            |                  |              |                           |            |             |           |              |                           |
|            |                  |              |                           |            |             |           |              |                           |

---

## Radiated Emissions Photographs







---

# Immunity Test Report

---

## ElectroStatic Discharge (ESD) Information

The client provided the test modes, configurations, and operational settings for the DUT and any supporting equipment.

Table-top DUTs and the AE that is designated to be placed in the measurement area were placed on a non-conducting tabletop 80 cm tall with a horizontal coupling plane. The DUT and AE were isolated from the horizontal coupling plane by a thin non-conducting surface 0.5 mm thick. The horizontal coupling plane was attached to the a ground plane on the floor by two 470  $\Omega$  resistors. A vertical coupling plane was placed on the table-top for vertical coupling plane tests. The vertical coupling plane was also terminated to the ground plane on the floor by two 470  $\Omega$  resistors.

Floor standing DUTs and AE were placed on the ground plane with a 10 cm thick insulator isolating the equipment from the ground plane. The only ground connection allowed was the ground connection that was created by the power connector, or that which would normally be present in the application of the DUT.

The ground plane on the floor extended past the edge of the tabletop or the DUT by at least one half a meter on all sides. The DUT was placed at least 1 meter from all conducting surfaces.

The DUT and the AE were operated in the modes specified by the client while the ESD test was performed. The DUT was subjected to both air and contact discharges. The specific number of discharges at each voltage level is specified within this report. Any contact discharges were applied to all conductive surfaces as specified in the test standard. Any air discharges were applied to non-conducting surfaces as specified in the test standard. If any response was seen within the DUT system, it was noted in the report. The testing was performed with the DUT fully configured with appropriate AE and connecting cables.

All targets tested were recorded along with the type of discharge, the number of discharges, voltage level, polarity, and the reaction of the DUT system.

|  |  |
|--|--|
| <b>Device Under Test</b>               | 2253S  |
| <b>Functional Description of DUT</b>   | Std Definition H.264 Encoder / Decoder                                 |
| <b>Serial Number</b>                   | 513194   |
| <b>I/O Ports Populated for test</b>    | Video in, Video out, Audio Line in, Audio Mic in, Audio out, GPIO, USB |
| <b>Clock Frequencies (&gt;9kHz)</b>    | 24 MHz, 27 MHz   |
| <b>Modes of Operation</b>              | Sending and receiving video, audio and GPIO signals                    |
| <b>Operating System (Version)</b>      | MS Windows   |
| <b>Exercising Software (version)</b>   | 2253 Demo Application  |
| <b>Power Supply Voltage, Frequency</b> | 5V,USB   |
| <b>Test Level</b>                      | 4 kV contact discharge, 8 kV air discharge                             |

---

## Purpose

The purpose of the testing is to determine if the 2253S is compliant to electromagnetic immunity requirements as specified by EN 61000-6-1:2007 (IEC 61000-6-1:2005) to support compliance to the European Union EMC Directive 2004/108/EC and other regulations based on this standard.

The ESD test was performed using the parameters above. If any work was done to investigate a worst-case setup, the worst-case setup would be listed.

## DUT Modifications

No modifications were done to the DUT. No EMI suppression was added to the cabling. The DUT was tested as delivered to EMI.

---

## ElectroStatic Discharge Results

Test Standard: EN61000-4-2:2008(IEC 61000-4-2:2008Ed.2)

ElectroStatic Discharge: .....DUT performed to Criteria B

### Auxiliary Equipment in measurement area

| Device  | Manufacturer | Model Number   | Serial Number |
|---|--------------|----------------|---------------|
| Video, audio and GPIO generator, GPIO monitor | Sensoray     | 2253S          | 513157        |
| Video and audio monitor                       | Sony         | PVM-14N6U      | 6009034       |
| Laptop PC                                     | Compaq       | Presario V6000 | CFN630001RP   |

*\* Note: This includes all equipment connected to the DUT and located within the measurement/testing area.*

### Auxiliary Equipment outside measurement area

| Device | Manufacturer | Model Number | Serial Number |
|--------|--------------|--------------|---------------|
| N/A    | N/A          | N/A          | N/A           |

*\* Note: This includes all equipment isolated from the DUT and the measurement/testing area.*

### Cables

| Type of Cable | Shield? | Length (m) | Ferrite? | Shipped with Product? | Connection 1 | Connection 2      |
|---------------|---------|------------|----------|-----------------------|--------------|-------------------|
| Video in      | Yes     | 3M         | N/A      | No                    | EUT          | 2253S, Video out  |
| Video out     | Yes     | 3M         | N/A      | No                    | EUT          | Monitor, Video in |
| Audio in      | Yes     | 3M         | N/A      | No                    | EUT          | 2253S, Audio out  |
| Audio out     | Yes     | 3M         | N/A      | No                    | EUT          | Monitor, Audio in |
| Mic           | Yes     | 3M         | N/A      | No                    | EUT          | 2253S, Audio out  |
| GPIO          | Yes     | 3M         | N/A      | No                    | EUT          | 2253S, GPIO       |
| USB           | Yes     | 3M         | N/A      | No                    | EUT          | Laptop            |

# ElectroStatic Discharge Data Sheet

## ElectroMagnetic Investigations, LLC

### ESD Test Sheet

Revision 08

Job Reference Number: **SEN20130325**  
 Test Date: **1-Apr-2013**  
 Location: **Hillsboro**

Temperature (°F): **70**  
 Relative Humidity (%): **30**  
 Barometric Pressure: **30**

Device Under Test (DUT): **2253S**  
 Serial Number: **513194**  
 Voltage/Freq: **5 V DC**  
 Test Operator: **Ryan Benitez**  
*Ryan Benitez*

Product Standard: **EN 61000-6-1:2007 (IEC 61000-6-1:2005)**  
**EN61000-4-2:2008(IEC 61000-4-2:2008Ed.2)**  
 Test: Standard: **±4kV Contact / ±8kV Air**  
**Performance Class B**

| ESD Generator | Manufacturer | Model Number    | Calibration Due    | Serial Number           |
|---------------|--------------|-----------------|--------------------|-------------------------|
| ESD           | Noiseken     | ES2002 & TC815R | September 30, 2016 | ESS0827941 & ESS0817835 |

| Test Location   | Discharge Type | Voltage Level | Voltage Polarity | Number of Events | Comments / DUT Response                 | Stated Criteria | Pass / Fail | Picture |
|---|----------------|---------------|------------------|------------------|---|-----------------|-------------|---------|
| Metallic Areas to include; enclosure, screws, connectors. | Contact        | 2 kV          | ±                | 10 Each          | No degradation of performance observed. | B               | Pass        | Yes     |
| Metallic Areas to include; enclosure, screws, connectors. | Contact        | 4 kV          | ±                | 10 Each          | No degradation of performance observed. | B               | Pass        |         |
| Horizontal Coupling Plane                                 | Contact        | 2 kV          | ±                | 10 Each          | No degradation of performance observed. | B               | Pass        |         |
| Horizontal Coupling Plane                                 | Contact        | 4 kV          | ±                | 10 Each          | No degradation of performance observed. | B               | Pass        |         |
| Vertical Coupling Plane                                   | Contact        | 2 kV          | ±                | 10 Each          | No degradation of performance observed. | B               | Pass        |         |
| Vertical Coupling Plane                                   | Contact        | 4 kV          | ±                | 10 Each          | No degradation of performance observed. | B               | Pass        |         |
| Non-metallic areas to include; cables and LED.            | Air            | 2 kV          | ±                | 10 Each          | No degradation of performance observed. | B               | Pass        |         |
| Non-metallic areas to include; cables and LED.            | Air            | 4 kV          | ±                | 10 Each          | No degradation of performance observed. | B               | Pass        |         |
| Non-metallic areas to include; cables and LED.            | Air            | 8 kV          | ±                | 10 Each          | No degradation of performance observed. | B               | Pass        |         |
|   |                |               |                  |                  |   |                 |             |         |
|   |                |               |                  |                  |   |                 |             |         |


Deviations from Standard:

---

## ElectroStatic Discharge Photographs











---

## Radiated Immunity Information

The client provided the test modes, configurations, and operational settings for the DUT and any supporting equipment.

The DUT and the AE that is designated to be placed in the measurement area were placed on a non-conducting tabletop 80 cm tall. Each device is placed on the tabletop 10 cm from its neighboring device. The excess cable length was draped off of the rear of the table. If the excess cable fell closer than 40 cm from the ground plane, the cable were bundled in non-inductive bundles of 30-40 cm loops (when possible) to maintain 40 cm in height. The transmit antenna was then placed 3 m from the DUT/AE system. Any AE that had to be placed outside the measurement area was setup either outside of the chamber or under the floor, depending on size and convenience.

The DUT and the AE were operated in the modes specified by the client while the susceptibility was measured.

The field was calibrated to a uniform field in a fully anechoic chamber as per the requirements within IEC61000-4-3 using an empty room. The power required to produce this field was recorded for playback when the DUT is placed within the chamber. The uniform field was created over a vertical plane of dimensions 1.5 m by 1.5 m placed 0.8 m above the floor. If the DUT can be completely exposed to the field using a smaller uniform surface, the surface was reduced to meet the appropriate size of the DUT, but the surface would never be smaller than 0.5 m by 0.5 m.

The face of the DUT and it corresponding system was placed at vertical surface used for calibration.

|  |  |
|--|--|
| <b>Device Under Test</b>               | 2253S  |
| <b>Functional Description of DUT</b>   | Std Definition H.264 Encoder / Decoder                                 |
| <b>Serial Number</b>                   | 513194   |
| <b>I/O Ports Populated for test</b>    | Video in, Video out, Audio Line in, Audio Mic in, Audio out, GPIO, USB |
| <b>Clock Frequencies (&gt;9kHz)</b>    | 24 MHz, 27 MHz   |
| <b>Modes of Operation</b>              | Sending and receiving video, audio and GPIO signals                    |
| <b>Operating System (Version)</b>      | MS Windows   |
| <b>Exercising Software (version)</b>   | 2253 Demo Application  |
| <b>Power Supply Voltage, Frequency</b> | 5V,USB   |
| <b>Test Level</b>                      | 3 V/m, 80-1000 MHz, 3V/m, 1-2.7 GHz                                    |

---

## **Purpose**

The purpose of the testing is to determine if the 2253S is compliant to electromagnetic immunity limits as specified by EN 61000-6-1:2007 (IEC 61000-6-1:2005) to support compliance to the European Union EMC Directive 2004/108/EC and other regulations based on this standard.

The radiated immunity test was performed using the parameters above. If any work was done to investigate a worst-case setup, the worst-case setup would be listed.

## **DUT Modifications**

No modifications were done to the DUT. No EMI suppression was added to the cabling. The DUT was tested as delivered to EMI.

## Radiated Immunity Results

**Test Standard:** EN61000-4-3:2006+A1:2008+A2:2010(IEC61000-4-3:2006+A1:2007+A2:2010

Radiated Immunity: .....DUT performed to Criteria A

### Auxiliary Equipment in measurement area

| Device  | Manufacturer | Model Number   | Serial Number |
|---|--------------|----------------|---------------|
| Video, audio and GPIO generator, GPIO monitor | Sensoray     | 2253S          | 513157        |
| Video and audio monitor                       | Sony         | PVM-14N6U      | 6009034       |
| Laptop PC                                     | Compaq       | Presario V6000 | CFN630001RP   |

*\* Note: This includes all equipment connected to the DUT and located within the measurement/testing area.*

### Auxiliary Equipment outside measurement area

| Device | Manufacturer | Model Number | Serial Number |
|--------|--------------|--------------|---------------|
| N/A    | N/A          | N/A          | N/A           |

*\* Note: This includes all equipment isolated from the DUT and the measurement/testing area.*

### Cables

| Type of Cable | Shield? | Length (m) | Ferrite? | Shipped with Product? | Connection 1 | Connection 2      |
|---------------|---------|------------|----------|-----------------------|--------------|-------------------|
| Video in      | Yes     | 3M         | N/A      | No                    | EUT          | 2253S, Video out  |
| Video out     | Yes     | 3M         | N/A      | No                    | EUT          | Monitor, Video in |
| Audio in      | Yes     | 3M         | N/A      | No                    | EUT          | 2253S, Audio out  |
| Audio out     | Yes     | 3M         | N/A      | No                    | EUT          | Monitor, Audio in |
| Mic           | Yes     | 3M         | N/A      | No                    | EUT          | 2253S, Audio out  |
| GPIO          | Yes     | 3M         | N/A      | No                    | EUT          | 2253S, GPIO       |
| USB           | Yes     | 3M         | N/A      | No                    | EUT          | Laptop            |

# Radiated Immunity Data Sheet

## ElectroMagnetic Investigations, LLC

### Radiated Immunity Test Sheet

Revision 08

|                              |             |                        |      |                          |                     |
|------------------------------|-------------|------------------------|------|--------------------------|---------------------|
| Job Reference Number:        | SEN20130325 | Temperature (°F):      | 70   | Device Under Test (DUT): | 2253S               |
| Test Date:                   | 28-Mar-2013 | Relative Humidity (%): | 30   | Serial Number:           | 513194              |
| Location:                    | Hillsboro   | Barometric Pressure:   | 30   | Voltage/Freq:            | 120V 60 Hz          |
| Test Level (V/m) <= 1 GHz:   | 3 V/m       | Calibration Points:    | 8 pt | Test Filename:           | SEN_RI              |
| Test Level (V/m) 1 to 2 GHz: | 3 V/m       |                        |      | Test Operator:           | Ryan Benitez        |
| Test Level (V/m) >= 2 GHz:   | 3 V/m       |                        |      |                          | <i>Ryan Benitez</i> |

|                   |   |
|-------------------|---|
| Product Standard: | EN 61000-6-1:2007 (IEC 61000-6-1:2005)  |
| Test Standard:    | EN61000-4-3:2006+A1:2008+A2:2010(IEC 61000-4-3:2006+A1:2007+A2:2010)<br>3 V/m, 80% AM (1 kHz), 80 to 2700 MHz Performance Class A |

|                    | Manufacturer | Model Number | Calibration Due | Serial Number |            |
|--------------------|--------------|--------------|-----------------|---------------|------------|
| Antenna            | 3141         | EMCO         | 3141            | N/A           | 1204       |
| Antenna 2          | 3117         | ETS Lindgren | 3117            | 7-May-2015    | S009842    |
| Probe              | Probe        | EMCO         | HI 6005         | 8-Nov-2015    | 33983      |
| Signal Generator   | Sig Gen      | Marconi      | 2024            | 26-Oct-2015   | 112282/239 |
| Signal Generator 2 | 8673         | HP           | 8673D           | 26-Oct-2015   | 2938A01008 |
| Amplifier          | Amp          | IFI          | CMX5001         | N/A           | 2151-1196  |
| Amplifier 2        | AR Amp       | AR           | 25S1G4A         | N/A           | 300668     |

| Test Details | Polarization | Azimuth | Start (MHz) | Stop (MHz) | Criteria | Comments / DUT Response                | Pass / Fail | Picture |
|--------------|--------------|---------|-------------|------------|----------|--|-------------|---------|
| Front        | Horizontal   | 0°      | 80          | 2700       | A        | No degradation of performance observed | Pass        | Yes     |
|              | Vertical     | 0°      | 80          | 2700       | A        | No degradation of performance observed | Pass        |         |
| Right side   | Horizontal   | 90°     | 80          | 2700       | A        | No degradation of performance observed | Pass        |         |
|              | Vertical     | 90°     | 80          | 2700       | A        | No degradation of performance observed | Pass        |         |
| Back         | Horizontal   | 180°    | 80          | 2700       | A        | No degradation of performance observed | Pass        |         |
|              | Vertical     | 180°    | 80          | 2700       | A        | No degradation of performance observed | Pass        |         |
| Left side    | Horizontal   | 270°    | 80          | 2700       | A        | No degradation of performance observed | Pass        |         |
|              | Vertical     | 270°    | 80          | 2700       | A        | No degradation of performance observed | Pass        |         |
|              |              |         |             |            |          |  |             |         |
|              |              |         |             |            |          |  |             |         |
|              |              |         |             |            |          |  |             |         |
|              |              |         |             |            |          |  |             |         |
|              |              |         |             |            |          |  |             |         |
|              |              |         |             |            |          |  |             |         |
|              |              |         |             |            |          |  |             |         |

Deviations from Standard: None

---

## Radiated Immunity Photographs











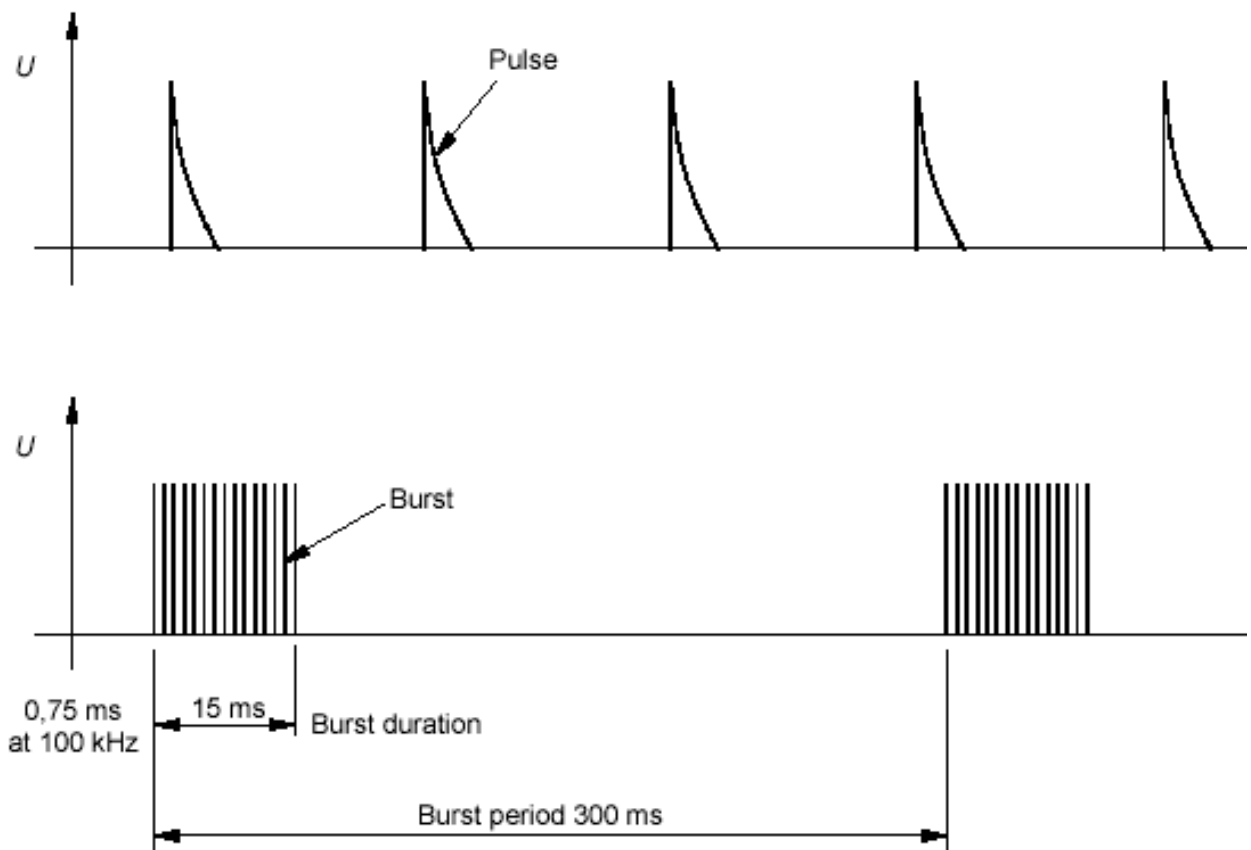
---

## Electrical Fast Transients (burst) Immunity Information

The client provided the test modes, configurations, and operational settings for the DUT and any supporting equipment.

The DUT and the AE that is designated to be placed in the measurement area were placed 10 cm above a conducting surface. Each device is placed on the tabletop 10 cm from its neighboring device. The excess cable length was serpentine (not coiled) on the tabletop 10 cm above the ground plane. The power lines subjected to the transient were plugged directly into the generator. I/O's that were greater than 3 m in length were passed through a capacitive clamp, and also exposed to the transient.

The waveform of the transient can be seen in the following figure.



**Figure: EFT/Burst Waveform**

The DUT and the AE were operated in the modes specified by the client while the susceptibility was measured.

|  |  |
|--|--|
| <b>Device Under Test</b>               | 2253S  |
| <b>Functional Description of DUT</b>   | Std Definition H.264 Encoder / Decoder                                 |
| <b>Serial Number</b>                   | 513194   |
| <b>I/O Ports Populated for test</b>    | Video in, Video out, Audio Line in, Audio Mic in, Audio out, GPIO, USB |
| <b>Clock Frequencies (&gt;9kHz)</b>    | 24 MHz, 27 MHz   |
| <b>Modes of Operation</b>              | Sending and receiving video, audio and GPIO signals                    |
| <b>Operating System (Version)</b>      | MS Windows   |
| <b>Exercising Software (version)</b>   | 2253 Demo Application  |
| <b>Power Supply Voltage, Frequency</b> | 5V,USB   |
| <b>Test Level</b>                      | 1 kV Peak  |

## Purpose

The purpose of the testing is to determine if the 2253S is compliant to electromagnetic immunity limits as specified by EN 61000-6-1:2007 (IEC 61000-6-1:2005) to support compliance to the European Union EMC Directive 2004/108/EC and other regulations based on this standard.

The electrical fast transient immunity test was performed using the parameters above. If any work was done to investigate a worst-case setup, the worst-case setup would be listed.

## DUT Modifications

No modifications were done to the DUT. No EMI suppression was added to the cabling. The DUT was tested as delivered to EMI.

## Electrical Fast Transient (burst) Immunity Results

Test Standard: EN61000-4-4:2004+A1:2010 (IEC61000-4-4:2004+A1:2010)

EFT / Burst Immunity: .....DUT performed to Criteria B

### Auxiliary Equipment in measurement area

| Device  | Manufacturer | Model Number   | Serial Number |
|---|--------------|----------------|---------------|
| Video, audio and GPIO generator, GPIO monitor | Sensoray     | 2253S          | 513157        |
| Video and audio monitor                       | Sony         | PVM-14N6U      | 6009034       |
| Laptop PC                                     | Compaq       | Presario V6000 | CFN630001RP   |

\* Note: This includes all equipment connected to the DUT and located within the measurement/testing area.

### Auxiliary Equipment outside measurement area

| Device | Manufacturer | Model Number | Serial Number |
|--------|--------------|--------------|---------------|
| N/A    | N/A          | N/A          | N/A           |

\* Note: This includes all equipment isolated from the DUT and the measurement/testing area.

### Cables

| Type of Cable | Shield? | Length (m) | Ferrite? | Shipped with Product? | Connection 1 | Connection 2      |
|---------------|---------|------------|----------|-----------------------|--------------|-------------------|
| Video in      | Yes     | 3M         | N/A      | No                    | EUT          | 2253S, Video out  |
| Video out     | Yes     | 3M         | N/A      | No                    | EUT          | Monitor, Video in |
| Audio in      | Yes     | 3M         | N/A      | No                    | EUT          | 2253S, Audio out  |
| Audio out     | Yes     | 3M         | N/A      | No                    | EUT          | Monitor, Audio in |
| Mic           | Yes     | 3M         | N/A      | No                    | EUT          | 2253S, Audio out  |
| GPIO          | Yes     | 3M         | N/A      | No                    | EUT          | 2253S, GPIO       |
| USB           | Yes     | 3M         | N/A      | No                    | EUT          | Laptop            |

# Electrical Fast Transient (burst) Immunity Data Sheet

## ElectroMagnetic Investigations, LLC

### Burst Test Sheet

Revision 08

Job Reference Number: **SEN20130325**  
 Test Date: **29-Mar-2013**  
 Location: **Hillsboro**

Temperature (°F): **70**  
 Relative Humidity (%): **30**  
 Barometric Pressure: **30**

Device Under Test (DUT): **2253S**  
 Serial Number: **513194**  
 Voltage/Freq: **5 V DC**  
 Test Operator: **Ryan Benitez**

Product Standard: **EN 61000-6-3:2007+A1:2011 (IEC 61000-6-3:2006Ed2+A1:2010)**  
**EN61000-4-4:2004+A1:2010(IEC 61000-4-4:2004+A1:2010)**  
 ±1 kV Pk AC Ports  
 ±0.5 kV Pk DC Ports  
 ±0.5 kV Pk Signal & I/O  
 ±0.5 kV Pk Functional Earth  
 Test Standard: **Performance B**

|                 | Manufacturer | Model Number | Calibration Due     | Serial Number |
|-----------------|--------------|--------------|---------------------|---------------|
| Generator       | UCS          | EMTest       | UCS 500M4           | N/A           |
|                 |              |              | Cap. Coupling Clamp | 0800-45       |
| Injection Clamp | C Clamp      | EMTest       | N/A                 | 0105-09       |

| Injection Line | Test Number | Injection Method | Level  | Stated Criteria | Comments / DUT Response             | Pass / Fail | Filename | Picture |
|----------------|-------------|------------------|--------|-----------------|-------------------------------------|-------------|----------|---------|
| Video in       | 1           | C. Clamp         | 1000 V | B               | Minor screen distortion during test | Pass        |          | Yes     |
| Video out      | 2           | C. Clamp         | 1000 V | B               | Minor screen distortion during test | Pass        |          |         |
| Mic            | 3           | C. Clamp         | 1000 V | B               | Minor screen distortion during test | Pass        |          |         |
| Audio out      | 4           | C. Clamp         | 1000 V | B               | Minor screen distortion during test | Pass        |          |         |
| USB            | 5           | C. Clamp         | 1000 V | B               | Minor screen distortion during test | Pass        |          |         |
| GPIO           | 6           | C. Clamp         | 1000 V | B               | Minor screen distortion during test | Pass        |          |         |
|                |             |                  |        |                 |                                     |             |          |         |
|                |             |                  |        |                 |                                     |             |          |         |
|                |             |                  |        |                 |                                     |             |          |         |
|                |             |                  |        |                 |                                     |             |          |         |
|                |             |                  |        |                 |                                     |             |          |         |


Deviations from Standard: **None**

---

## Electrical Fast Transient (burst) Immunity Photographs







---

## RF Conducted Immunity Information

The client provided the test modes, configurations, and operational settings for the DUT and any supporting equipment.

The DUT and the AE that is designated to be placed in the measurement area were placed on a non-conducting surface 10 cm above a ground plane. Each device is placed on the tabletop 10 cm from its neighboring device. The cables were serpentine 3 cm above the ground plane. Any cables not being tested were fitted with a decoupling device. Power entered the DUT and the AE through a coupling decoupling network which was bonded to the ground plane.

The DUT and the AE were operated in the modes specified by the client while the susceptibility was measured.

The RF field was calibrated with a 150  $\Omega$  calibration jig as specified within IEC 61000-4-6. The power required to produce the required field strength was recorded for playback when the DUT is placed within the test fixture.

The power lines of the DUT were tested with the appropriate CDN. The power passed through the CDN and the RF was coupled onto the power line.

The I/O cables greater than 3 m were tested with either a CDN designed for the specific I/O or a current clamp. The I/O specific CDN was placed in series with the system and tested like the power CDN. The clamp was placed around the I/O line being tested and placed as close to the DUT as possible, but no more than 30 cm away.

|  |  |
|--|--|
| <b>Device Under Test</b>               | 2253S  |
| <b>Functional Description of DUT</b>   | Std Definition H.264 Encoder / Decoder                                 |
| <b>Serial Number</b>                   | 513194   |
| <b>I/O Ports Populated for test</b>    | Video in, Video out, Audio Line in, Audio Mic in, Audio out, GPIO, USB |
| <b>Clock Frequencies (&gt;9kHz)</b>    | 24 MHz, 27 MHz   |
| <b>Modes of Operation</b>              | Sending and receiving video, audio and GPIO signals                    |
| <b>Operating System (Version)</b>      | MS Windows   |
| <b>Exercising Software (version)</b>   | 2253 Demo Application  |
| <b>Power Supply Voltage, Frequency</b> | 5V,USB   |
| <b>Test Level</b>                      | 3 Vrms, 150 kHz to 80 MHz  |

## Purpose

The purpose of the testing is to determine if the 2253S is compliant to electromagnetic immunity limits as specified by EN 61000-6-1:2007 (IEC 61000-6-1:2005) to support compliance to the European Union EMC Directive 2004/108/EC and other regulations based on this standard.

---

The RF conducted immunity test was performed using the parameters above. If any work was done to investigate a worst-case setup, the worst-case setup would be listed.

## **DUT Modifications**

No modifications were done to the DUT. No EMI suppression was added to the cabling. The DUT was tested as delivered to EMI.



## Conducted Immunity Results

Test Standard: EN61000-4-6:2009(IEC61000-4-6:2008Ed.3)

Radiated Immunity: .....DUT performed to Criteria A

### Auxiliary Equipment in measurement area

| Device  | Manufacturer | Model Number   | Serial Number |
|---|--------------|----------------|---------------|
| Video, audio and GPIO generator, GPIO monitor | Sensoray     | 2253S          | 513157        |
| Video and audio monitor                       | Sony         | PVM-14N6U      | 6009034       |
| Laptop PC                                     | Compaq       | Presario V6000 | CFN630001RP   |

\* Note: This includes all equipment connected to the DUT and located within the measurement/testing area.

### Auxiliary Equipment outside measurement area

| Device | Manufacturer | Model Number | Serial Number |
|--------|--------------|--------------|---------------|
| N/A    | N/A          | N/A          | N/A           |

\* Note: This includes all equipment isolated from the DUT and the measurement/testing area.

### Cables

| Type of Cable | Shield? | Length (m) | Ferrite? | Shipped with Product? | Connection 1 | Connection 2      |
|---------------|---------|------------|----------|-----------------------|--------------|-------------------|
| Video in      | Yes     | 3M         | N/A      | No                    | EUT          | 2253S, Video out  |
| Video out     | Yes     | 3M         | N/A      | No                    | EUT          | Monitor, Video in |
| Audio in      | Yes     | 3M         | N/A      | No                    | EUT          | 2253S, Audio out  |
| Audio out     | Yes     | 3M         | N/A      | No                    | EUT          | Monitor, Audio in |
| Mic           | Yes     | 3M         | N/A      | No                    | EUT          | 2253S, Audio out  |
| GPIO          | Yes     | 3M         | N/A      | No                    | EUT          | 2253S, GPIO       |
| USB           | Yes     | 3M         | N/A      | No                    | EUT          | Laptop            |

# Conducted Immunity Data Sheet

## ElectroMagnetic Investigations, LLC

### Conducted Immunity Test Sheet

Revision 08

Job Reference Number: **SEN20130325**  
 Test Date: **29-Mar-2013**  
 Location: **Hillsboro**  
 Test Level (V/m): **3 Vrms**

Temperature (°F): **70**  
 Relative Humidity (%): **30**  
 Barometric Pressure: **30**

Device Under Test (DUT): **2253S**  
 Serial Number: **513194**  
 Voltage/Freq: **5 V DC**  
 Test Filename: **SEN\_CI\_**  
 Test Operator: **Ryan Benitez**

*Ryan Benitez*

Product Standard: **EN 61000-6-1:2007 (IEC 61000-6-1:2005)**  
**EN61000-4-6:2009(IEC 61000-4-6:2008Ed.3)**  
**3 Vrms AC/DC/ Earth**  
**3 Vrms I/O (>3m)**  
 Test Standard: **Performance A**

|                   | Manufacturer                      | Model Number   | Calibration Due | Serial Number           |
|-------------------|-----------------------------------|----------------|-----------------|-------------------------|
| Analyzer          | 8566<br>Hewlett Packard (Agilent) | 8566B & 85650A | 15-Jun-2017     | 3407A08563 & 3303A01823 |
| Injection Probe 1 | M3<br>FCC                         | FCC-801-M3-25A | 20-Sep-2015     | 4054                    |
| Injection Probe 2 | BCI<br>FCC                        | F-120-9A       | N/A             | 401                     |
| Injection Probe 3 | N/A<br>N/A                        | N/A            | N/A             | N/A                     |
| Monitor Probe     | Current Probe<br>FCC              | F-33-1         | 10-Feb-2015     | 908                     |
| Amplifier         | Amp<br>IFI                        | CMX5001        | N/A             | 2151-1196               |
| Signal Generator  | Sig Gen<br>Marconi                | 2024           | 26-Oct-2015     | 112282/239              |
| 6 dB Pad          | Pad6b<br>SMElectronics            | SA3N100        | 24-Jan-2014     | 6                       |

| Injection line | Test Number | Injection Method | Start (MHz) | Stop (MHz) | Criteria | Comments / DUT Response   | Pass / Fail | Picture |
|----------------|-------------|------------------|-------------|------------|----------|---|-------------|---------|
| Video in       | 1           | Bulk Current     | 0.15        | 80         | A        | Minor tone at 17.6 MHz, 25 - 29 MHz. Within acceptable manufacturer specifications. | Pass        | Yes     |
| Video out      | 2           | Bulk Current     | 0.15        | 80         | A        | MHz. Within acceptable manufacturer specifications.                                 | Pass        |         |
| Mic            | 3           | Bulk Current     | 0.15        | 80         | A        | Minor tone at 48 - 64 MHz. Within acceptable manufacturer specifications.           | Pass        |         |
| GPIO           | 4           | Bulk Current     | 0.15        | 80         | A        | Minor tone at 26.5 - 31 MHz. Within acceptable manufacturer specifications.         | Pass        |         |
| USB            | 5           | Bulk Current     | 0.15        | 80         | A        | No degradation of performance observed.   | Pass        |         |
| Audio out      | 6           | Bulk Current     | 0.15        | 80         | A        | No degradation of performance observed.   | Pass        |         |
|                |             |                  |             |            |          |   |             |         |
|                |             |                  |             |            |          |   |             |         |
|                |             |                  |             |            |          |   |             |         |
|                |             |                  |             |            |          |   |             |         |
|                |             |                  |             |            |          |   |             |         |
|                |             |                  |             |            |          |   |             |         |

Deviations from Standard: **None**

---

## Conducted Immunity Photographs











---

## Appendix A: Performance Criteria

During the immunity testing, the Device under test is observed for variances beyond what is considered normal. The client is ultimately responsible for the compliance of the DUT and its supporting system. However, ElectroMagnetic Investigations tries to indicate to the client the performance of the product. In the case where the referenced standard specifies the acceptable deviations, the performance criteria noted within this report corresponds to it. In the case that the customer specifies the acceptable performance, ElectroMagnetic Investigations simply reports as per the test plan.

In general, the test performance criteria follows the pattern listed.

### Performance Criteria A

- The DUT does not have any noticeable deviations in its performance before, during or after the application of the EMC test.
- If a range of performance is specified as normal operation, the DUT did not have any readings outside of this range before, during or after the application of the EMC test.

### Performance Criteria B

- The DUT does not have any deviations of performance before or after the application of the EMC test, but during the application a deviation is noted that is not considered normal operation. When the EMC test is paused or completed the DUT recovered on its own and did not require any user intervention to return it to normal operation.
- If a range of performance is specified as normal operation, the DUT's performance was outside of this range during the application of the test, but recovered on its own and operated within its normal range after the application of the EMC test.
- No permanent damage occurred to the DUT or any AE as a result of the disturbance.

### Performance Criteria C

- The DUT was operating normally before the application of the EMC test, but during the application, the DUT stopped operating normally, and did not recover after the application of the EMC test until an operator intervened. This includes but is not limited to:
  - Power cycling the DUT,
  - Restarting the exercising software on the DUT, and

- 
- Unplugging and replugging the DUT or any AE.
  - The act of “recovering” the DUT must be something that could be accomplished by the customer with little training.
  - No permanent damage occurred to the DUT or any AE as a result of the disturbance.

### **Performance Criteria D**

- The DUT was operating normally before the application of the EMC test, but could not be made to function normally after the completion of the test.
- The recovery of the DUT took significant expertise to return to normal operation.
- There was permanent damage to the DUT during the application of the EMC test.